



Micro Commercial Components
 21201 Itasca Street Chatsworth
 CA 91311
 Phone: (818) 701-4933
 Fax: (818) 701-4939

FST8230EL

80 Amp Schottky Barrier Rectifier 30 Volts

Features

- Guard ring for transient protection
- Low Forward Voltage
- High surge capacity
- High current capability

Maximum Ratings

- Operating Temperature: -40°C to +150°C
- Storage Temperature: -40°C to +150°C
- Thermal Resistance; 0.42°C/W Junction To Case

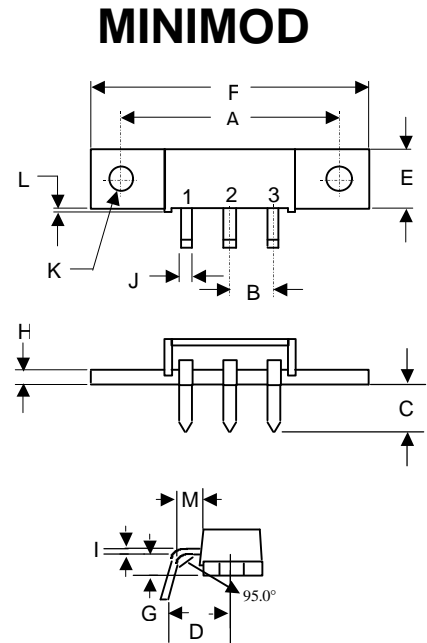
MCC Part Number	Maximum Recurrent Peak Reverse Voltage	Maximum RMS Voltage	Maximum DC Blocking Voltage
FST8230EL	30V	-----	30V

Electrical Characteristics @ 25°C Unless Otherwise Specified

Average Forward Current	$I_{F(AV)}$	80 A	$T_C = 110^\circ\text{C}$
Peak Forward Surge Current	I_{FSM}	800A	8.3ms, half sine
Maximum Instantaneous Forward Voltage 82CNQ030A	V_F	.47 V	$I_{FM} = 40.0\text{A};$ $T_J = 25^\circ\text{C}$
Maximum DC Reverse Current At Rated DC Blocking Voltage	I_R	280mA	$T_J = 25^\circ\text{C}$ $T_J = 125^\circ\text{C}$

*Pulse Test: Pulse Width 300µsec, Duty Cycle 2%

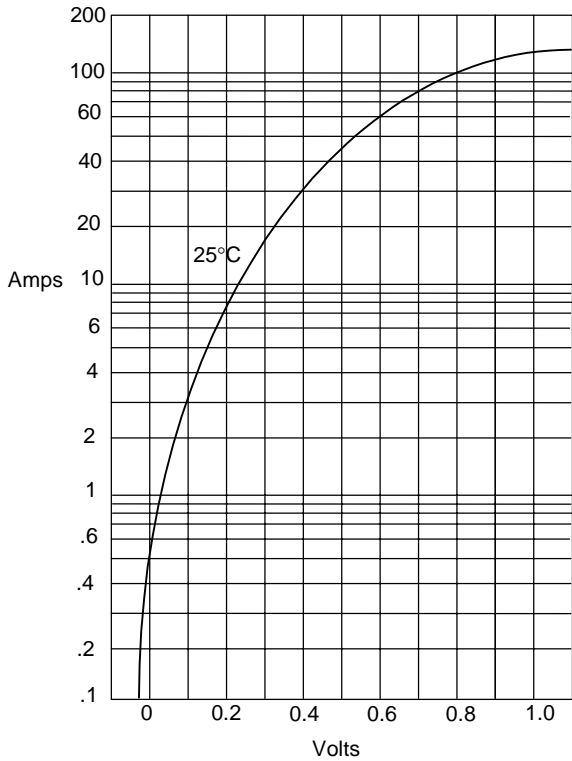
* Junction Temperature (maximum):+ 150C



DIM	DIMENSIONS				NOTE
	INCHES		MM		
	MIN	MAX	MIN	MAX	
A	1.180	1.195	29.97	30.35	
B	.200	REF	5.08	REF	2PL
C	.252	----	6.40	----	
D	.267	.307	6.80	7.80	
E	.350	.370	8.89	9.40	
F	1.490	1.510	37.85	38.35	
G	.130		3.30		REF
H	.088	.098	2.24	2.49	
I	.031		0.80		REF
J	.065	.085	1.65	2.16	
K	.151	.161	3.84	4.09	Ø
L	.015	.025	0.38	0.64	
M	.098		2.50		REF

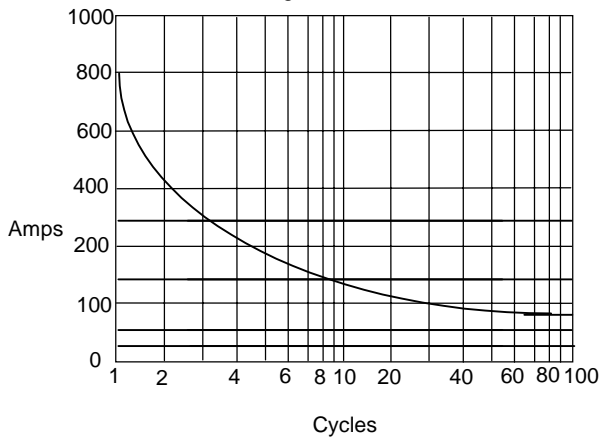
FST8230EL

Figure 1
Typical Forward Characteristics



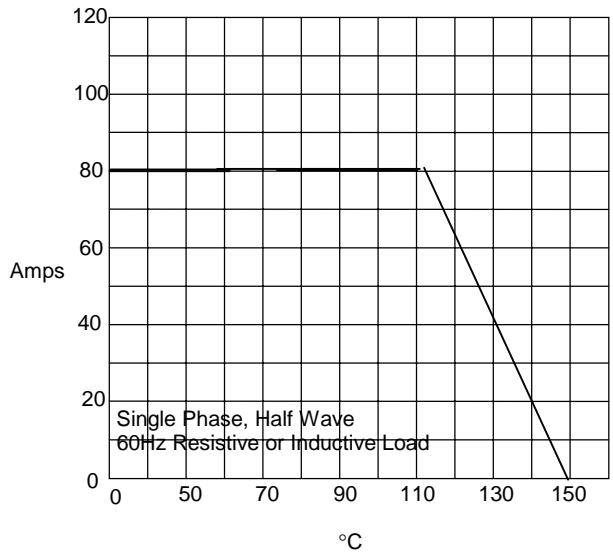
Instantaneous Forward Current - Amperes versus Instantaneous Forward Voltage - Volts

Figure 3
Peak Forward Surge Current



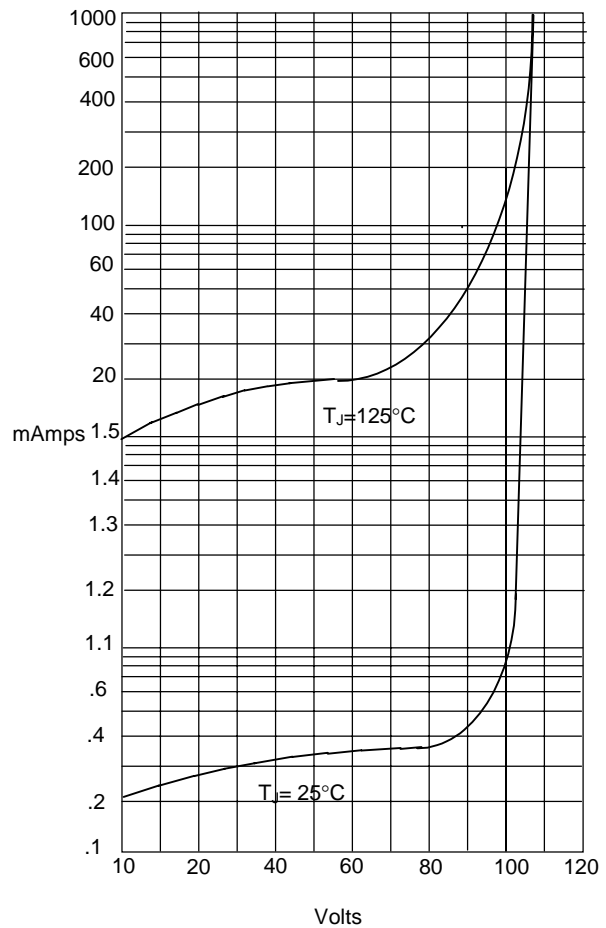
Peak Forward Surge Current - Amperes versus Number Of Cycles At 60Hz - Cycles

Figure 2
Forward Derating Curve



Average Forward Rectified Current - Amperes versus Case Temperature - °C

Figure 4
Typical Reverse Characteristics



Instantaneous Reverse Leakage Current - MicroAmperes versus Percent Of Rated Peak Reverse Voltage - Volts